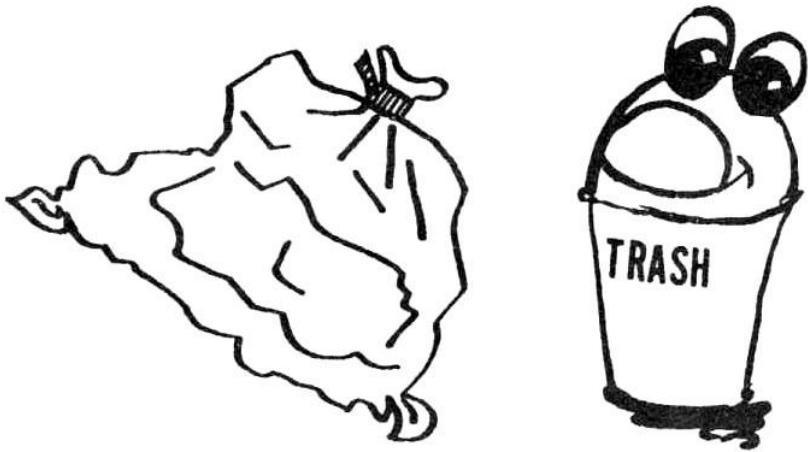


7. We also recommend that:

- a. Soiled bandages,
- b. Disposable sheets, and
- c. Medical gloves

be placed in securely fastened plastic bags before you put them in the garbage with your other trash.



For more information contact:

West Virginia Department of Health & Human Resources
Bureau for Public Health
Office of Environmental Health Services
Public Health Sanitation Division
Infectious Medical Waste Program
Capitol & Washington Streets
1 Davis Square, Suite 200
Charleston, WV 25301-1798

Telephone (304) 558-2981
Fax (304) 558-1071

Web site <http://www.wvdhhr.org/wvimw>

A HOUSEHOLD GUIDE FOR THE PROPER DISPOSAL OF SYRINGES AND SHARPS



The responsible disposal of syringes and sharps can be your part in protecting the public and the environment. You can help prevent injury, illness and pollution by following some simple steps when you dispose of the sharp objects and contaminated materials you use in administering health care in your home.

1. You should place:

- Needles
- Syringes
- Lancets, and
- Other sharp objects

In a hard-plastic or metal container with a screw-on or tightly secured lid.

A coffee can will do if the plastic lid is reinforced and sealed with heavy duty tape.

DO NOT USE GLASS OR CLEAR PLASTIC CONTAINERS.



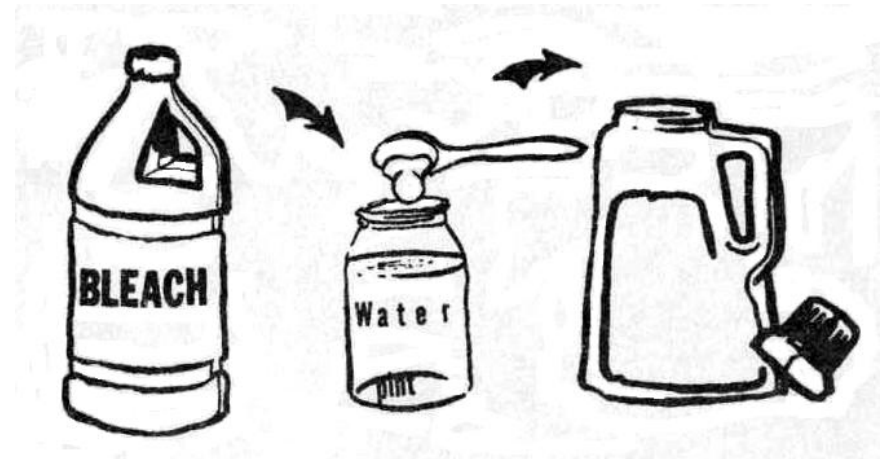
2. Place the container where you will be using your syringes and sharps to minimize handling.

Make sure your storage location is child and animal proof.

3. Place the sharps in the container immediately after use.

DO NOT try to **RECAP**, **REMOVE**, **BEND** or **BREAK** the needles. This is where most injuries occur.


4. When the container is nearly full add a sanitizing solution, made by adding one teaspoon of household bleach (5.25%) to one pint of water, then seal the container.



5. With a permanent marker, print

“NOT RECYCLABLE TREATED SHARPS”

on the outside of the container with a contrasting color. Place the sharps container in a plastic bag and seal it with tape in case leakage occurs.



6. Discard with the rest of your garbage.