

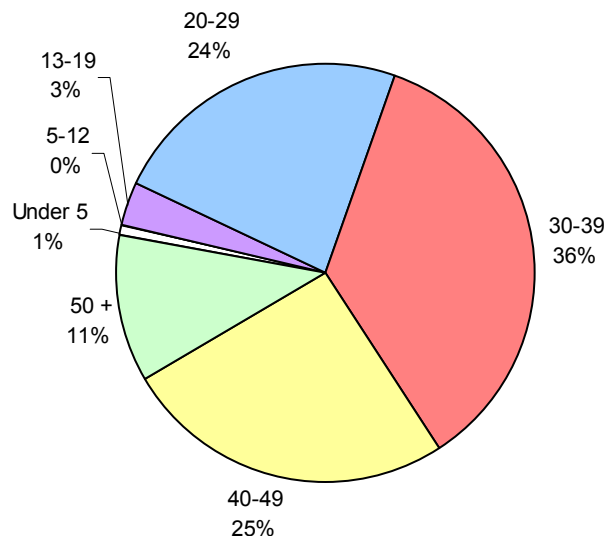
West Virginia HIV/AIDS Update

A Glance at the HIV Epidemic

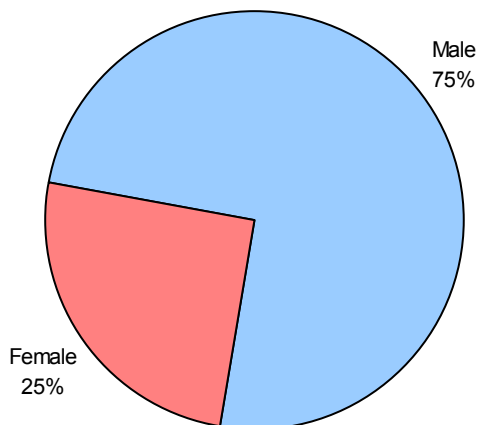
New HIV Infections

There are an estimated 126 persons who are newly diagnosed with HIV infection, including AIDS, each year in West Virginia.

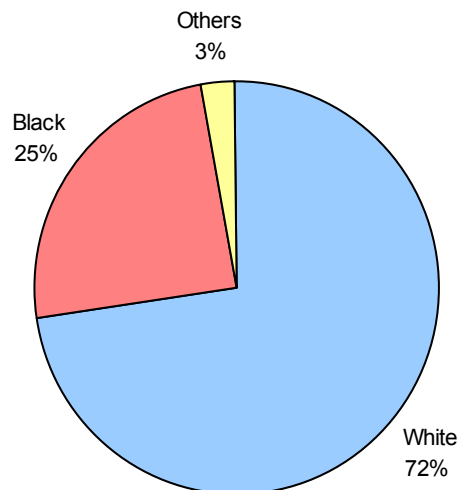
◆ **By Age Group**, 36% of new HIV infections each year occur among 30-39 age group followed by 25% among 40-49 and 24% among 20-24 age groups.




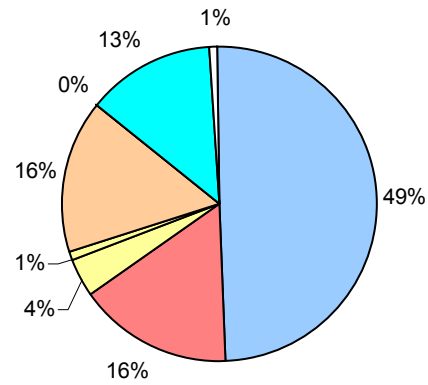
◆ **By Gender**, 75% of new HIV infections each year occur among men, although women are also significantly affected (25%).



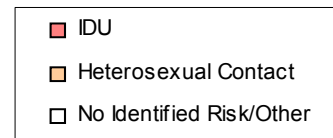
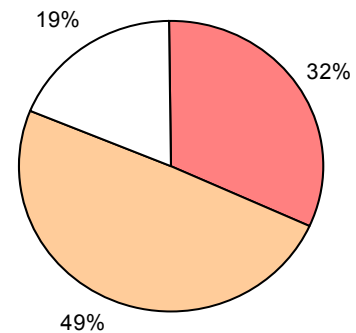
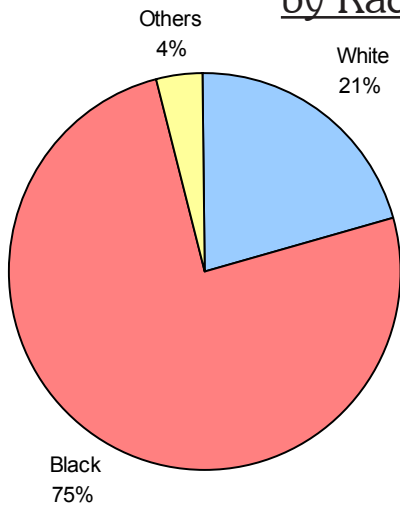
◆ **By Race**, 72% of new HIV infections each year occur among whites and 25% among blacks, though they only represent only 3% of West Virginia's population. Other/unknown comprise 3% of new infections, and represent 2% of the state's population.




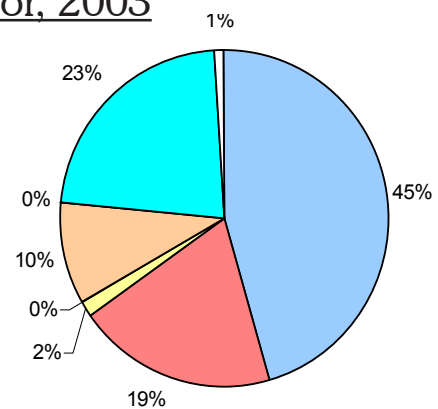
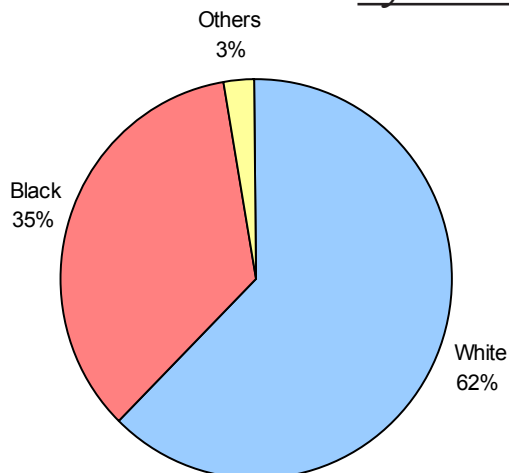
◆ **By Risk**, men who have sex with men represent the largest proportion of new infections, followed by injecting drug users and heterosexual contact accounting for 16% each.



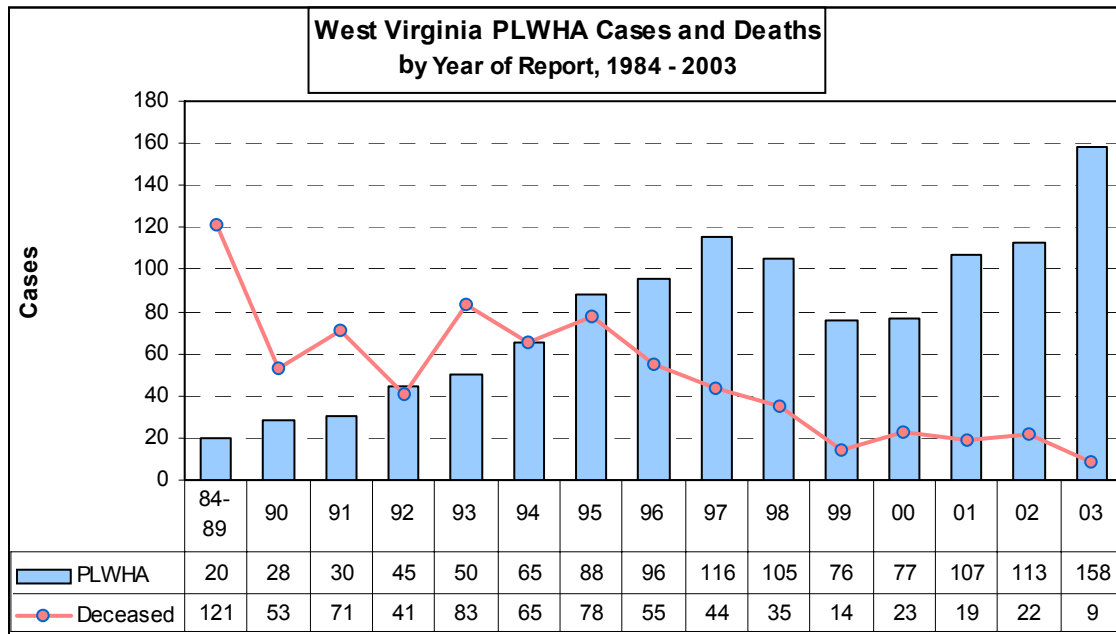
West Virginia HIV/AIDS Infections Among Women, by Race and Risk Behavior, 2003



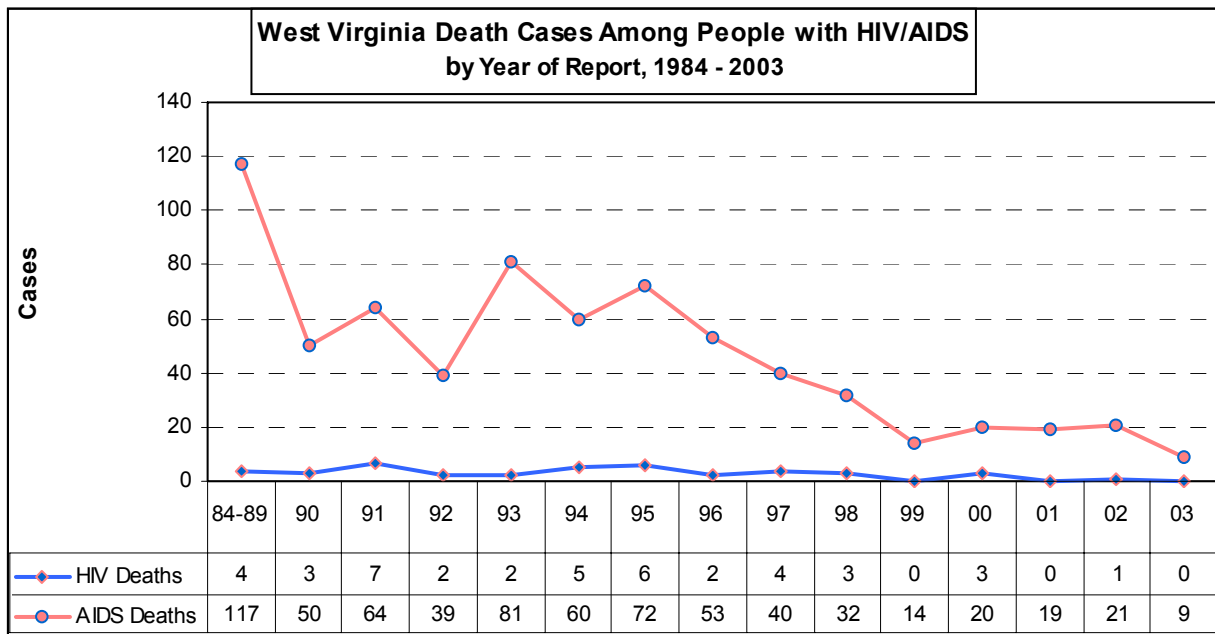
West Virginia HIV/AIDS Infections Among Men, by Race and Risk Behavior, 2003



West Virginia People Living with HIV/AIDS through December, 2003



As of December 2003, 1,907 persons have been diagnosed and reported living with HIV/AIDS in West Virginia. Of these, 888 are men and 286 are women. Most persons (768) are ages 20-39 and 47 are children and teenagers under 20 years. By race/ethnicity, 66% of persons living with HIV/AIDS are whites, 31% are blacks, and 3% are other/unknown.



Since the beginning of the epidemic (1984), 733 deaths among persons with HIV/AIDS were reported through December 2003. The number of deaths among persons with HIV/AIDS has decreased each year, (83 in 1993 vs. 9 in 2003) largely due to new HIV treatments.