

West Virginia Birth to Three – Regional Program Annual Performance Data

FY 2024 (July 1, 2024 – June 30, 2025)

Local Regional Program Annual Performance Report Data

Regional Performance Data on pages 3-10

State Targets

- The U.S. Department of Education has established a target of 100% for all compliance indicators. Compliance indicators are indicated with an asterisk (*).
- West Virginia Birth to Three (WVBTT) established statewide targets for performance indicators in the State Performance Plan (SPP) submitted to the U.S. Department of Education's Office of Special Education Programs (OSEP) in January 2022.
- State performance targets are set with input from the West Virginia Governor's Early Intervention Interagency Coordinating Council (WVGEICC).

Data Notes

- For each of the indicators, N/A denotes an item as "Not Applicable," indicating there were no data for the item.
- Data used in this report is gathered from the WVBTT statewide data system.
- An asterisk (*) indicates a compliance indicator with a set target of 100%.
- A Local Regional Program includes a Regional Administrative Unit (RAU) and enrolled direct service practitioners and service coordinators providing early intervention (EI) services within that geographical region.

APR Indicator Descriptions

- **Indicator 1* Timely Receipt of Services** - Percent of infants and toddlers with Individual Family Service Plans (IFSPs) who receive the early intervention services on their IFSPs in a timely manner. West Virginia's definition of 'timely early intervention service' is to have each IFSP service delivered within 30 days of the family's written consent on the IFSP. Data for this indicator was collected for all new services that were set to begin through the month of June 2025.
- **Indicator 2 Services in Natural Environments** - Percent of infants and toddlers with IFSPs who primarily receive early intervention services in the home or community-based settings. Data for this indicator was collected for children with an active IFSP on December 1, 2024.
- **Indicator 3 Child Outcomes** - Percent of infants and toddlers with IFSPs who demonstrate improved: (A) Positive social-emotional skills, (B) Acquisition and use of knowledge and skills and (C) Use of appropriate behaviors to meet their needs. Data for this indicator was collected for all children exiting the program in the fiscal year who received more than six months of service.
 - **Indicator 3A 1** – Percent of infants and toddlers who entered early intervention below age expectations in Outcome A who substantially increased their rate of growth by the time they turned three years of age or exited the program.
 - **Indicator 3A 2** – Percent of infants and toddlers who were functioning within age expectations in Outcome A by the time they turned three years of age or exited the program.
 - **Indicator 3B 1** – Percent of infants and toddlers who entered early intervention below age expectations in Outcome B who substantially increased their rate of growth by the time they turned three years of age or exited the program.
 - **Indicator 3B 2** – Percent of infants and toddlers who were functioning within age expectations in Outcome B by the time they turned three years of age or exited the program.

West Virginia Birth to Three – Regional Program Annual Performance Data FY 2024 (July 1, 2024 – June 30, 2025)

Indicator 3C 1 – Percent of infants and toddlers who entered early intervention below age expectations in Outcome C who substantially increased their rate of growth by the time they turned three years of age or exited the program.

Indicator 3C 2 – Percent of infants and toddlers who were functioning within age expectations in Outcome C by the time they turned three years of age or exited the program.

- **Indicator 4 Family Outcomes** - Percent of families participating in Part C who report that early intervention services have helped the family: (A) Know their rights, (B) Effectively communicate their children's needs and (C) Help their children develop and learn. Family Outcomes data is collected using a revised version of the Early Child Outcomes (ECO) Center Family Outcomes Survey. An example of the survey can be found here: [Link to Survey](#).

Indicator 4A – Percent of families that report early intervention helped them know their rights.

Indicator 4B – Percent of families that report early intervention helped them effectively communicate their child's needs.

Indicator 4C – Percent of families that report early intervention helped them help their child develop and learn.

Response Rate – Percent of the families who responded to the family survey.

- **Indicator 5** – Child Count as percent of the population: birth to one with IFSPs. Child counts represent the single day child count on December 1, 2024. Regional populations are estimated using *2020-2024 NCI SEER*Stat Population Estimates. County-level Population Files - Single-year Age Groups. Extracted April 6, 2026.*
- **Indicator 6** – Child Count as percent of the population: birth to three with IFSPs. Child counts represent the single day child count on December 1, 2024. Regional populations are estimated using *2020-2024 NCI SEER*Stat Population Estimates. County-level Population Files - Single-year Age Groups. Extracted April 6, 2026.*
- **Indicator 7*** – Percent of eligible infants and toddlers with IFSPs for whom an initial evaluation and initial assessment and an initial IFSP meeting were conducted within Part C's 45-day timeline. Data for this indicator was collected for all initial IFSPs starting in June 2025.
- **Indicator 8*** – Percentage of toddlers exiting Part C with timely: (A) transition steps and services, (B) Transition Notification and (C) Transition Conference.

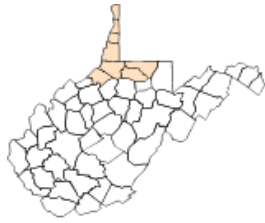
Indicator 8A – Percentage of toddlers exiting Part C with transition steps and services included on their IFSP at least 90 days before their third birthday but not more than nine months for toddlers potentially eligible for Part B Services. Data for this indicator was collected for all toddlers exiting in the month of June 2025.

Indicator 8B – Percentage of toddlers exiting Part C with a notification to Part B at least 90 days before their third birthday but not more than nine months for toddlers potentially eligible for Part B Services. Data for this indicator was collected for all children exiting potentially eligible for Part B for the fiscal year. Region performance only includes children with an initial IFSP 90-150 days before their third birthday. State performance includes all children with an IFSP 90 days before their third birthday.

Indicator 8C – Percentage of toddlers exiting Part C with a transition conference conducted at least 90 days before their third birthday but not more than nine months for toddlers potentially eligible for Part B Services. Data for this indicator was collected for toddlers potentially eligible for Part B exiting in June 2025.

West Virginia Birth to Three – Regional Program Annual Performance Data

FY 2024 (July 1, 2024 – June 30, 2025)



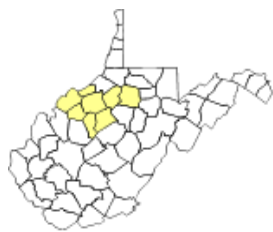
REGION I LOCAL PROGRAM

Counties Served: Brooke, Hancock, Marion, Marshall, Monongalia, Ohio, Tyler, and Wetzel
Local Regional Administrative Unit (RAU) Grantee: Catholic Charities West Virginia
Local Regional Administrative Unit (RAU) Coordinator: Wendy Miller
Address: 2000 Main Street, Suite 222, Wheeling, WV 26003
Phone: (304) 214-5775
Fax: (304) 214-5792

Indicator Abbreviation	Performance Indicator	State Target	State Performance	Region Performance
Indicator 1*	Timely receipt of IFSP services	100%	91.79%	94.20%
Indicator 2	Services in natural environments	99.9%	100%	100%
Indicator 3	Percent of infants and toddlers with IFSPs who demonstrate improved: (A) Positive social-emotional skills, (B) Acquisition and use of knowledge and skills and (C) Use of appropriate behaviors to meet their needs.			
Indicator 3A 1	Social Emotional: Substantially increased rate of growth	64.15%	67.88%	75.82%
Indicator 3A 2	Social Emotional: Exited within age expectations	62.79%	65.98%	61.40%
Indicator 3B 1	Knowledge and Skills: Substantially increased rate of growth	74.11%	78.39%	84.35%
Indicator 3B 2	Knowledge and Skills: Exited within age expectations	52.83%	56.82%	58.97%
Indicator 3C 1	Behaviors to meet needs: Substantially increased rate of growth	77.00%	79.73%	82.94%
Indicator 3C 2	Behaviors to meet needs: Exited within age expectations	64.72%	65.15%	62.50%
Indicator 4	Percent of families participating in Part C who report that early intervention services have helped the family: (A) Know their rights, (B), Effectively communicate their children's needs and (C) Help their children develop and learn			
Indicator 4A	Helped families know their rights	85.00%	94.02%	92.19%
Indicator 4B	Helped families communicate their child's needs	85.19%	96.35%	98.44%
Indicator 4C	Helped families help their child develop and learn	84.81%	95.03%	96.88%
Response Rate	Percent of families who responded to the family survey	n/a	14.35%	16.41%
Indicator 5 & 6	Child count as percent the population: birth to one with IFSPs (Indicator 5) and birth to three with IFSPs (Indicator 6)			
Indicator 5	Child count of infants under the age of one	2.58%	3.90%	6.13%
Indicator 6	Child count of infants/toddlers under the age of three	5.04%	8.51%	10.73%
Indicator 7*	45 Day Timeline (Referral to IFSP)	100%	97.38%	100%
Indicator 8*	Percentage of toddlers exiting Part C with timely: (A) Transition steps and services, (B) Transition Notification and (C) Transition Conference			
Indicator 8A	Transition steps and services (transition plan)	100%	100%	100%
Indicator 8B	Transition notification	100%	99.30%	100%
Indicator 8C	Transition conference	100%	100%	100%

West Virginia Birth to Three – Regional Program Annual Performance Data

FY 2024 (July 1, 2024 – June 30, 2025)

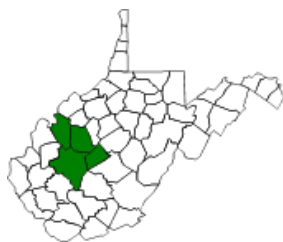


REGION II LOCAL PROGRAM

Counties Served: Calhoun, Doddridge, Gilmer, Harrison, Pleasants, Ritchie, Wirt, and Wood
Local Regional Administrative Unit (RAU) Grantee: The Arc of Mid-Ohio Valley
Local Regional Administrative Unit (RAU) Coordinator: Jennifer Chase
Address: 1917 Dudley Avenue, Parkersburg, WV 26101
Phone: (304) 485-2000
Fax: (304) 865-2072

Indicator Abbreviation	Annual Performance Indicator	State Target	State Performance	Region Performance
Indicator 1*	Timely receipt of IFSP services	100%	91.79%	97.06%
Indicator 2	Services in natural environments	99.9%	100%	100%
Indicator 3	Percent of infants and toddlers with IFSPs who demonstrate improved: (A) Positive social-emotional skills, (B) Acquisition and use of knowledge and skills and (C) Use of appropriate behaviors to meet their needs.			
Indicator 3A 1	Social Emotional: Substantially increased rate of growth	64.15%	67.88%	70.00%
Indicator 3A 2	Social Emotional: Exited within age expectations	62.79%	65.98%	78.73%
Indicator 3B 1	Knowledge and Skills: Substantially increased rate of growth	74.11%	78.39%	76.80%
Indicator 3B 2	Knowledge and Skills: Exited within age expectations	52.83%	56.82%	64.44%
Indicator 3C 1	Behaviors to meet needs: Substantially increased rate of growth	77.00%	79.73%	79.46%
Indicator 3C 2	Behaviors to meet needs: Exited within age expectations	64.72%	65.15%	70.79%
Indicator 4	Percent of families participating in Part C who report that early intervention services have helped the family: (A) Know their rights, (B) Effectively communicate their children's needs and (C) Help their children develop and learn			
Indicator 4A	Helped families know their rights	85.00%	94.02%	96.30%
Indicator 4B	Helped families communicate their child's needs	85.19%	96.35%	100%
Indicator 4C	Helped families help their child develop and learn	84.81%	95.03%	96.30%
Response Rate	Percent of families who responded to the family survey	n/a	14.35%	13.78%
Indicator 5 & 6	Child count as percent the population: birth to one with IFSPs (Indicator 5) and birth to three with IFSPs (Indicator 6)			
Indicator 5	Child count of infants under the age of one	2.58%	3.90%	3.90%
Indicator 6	Child count of infants/toddlers under the age of three	5.04%	8.51%	8.72%
Indicator 7*	45 Day Timeline (Referral to IFSP)	100%	97.38%	97.96%
Indicator 8*	Percentage of toddlers exiting Part C with timely: (A) Transition steps and services, (B) Transition Notification and (C) Transition Conference			
Indicator 8A	Transition steps and services (transition plan)	100%	100%	100%
Indicator 8B	Transition notification	100%	99.30%	93.10%
Indicator 8C	Transition conference	100%	100%	100%

West Virginia Birth to Three – Regional Program Annual Performance Data FY 2024 (July 1, 2024 – June 30, 2025)



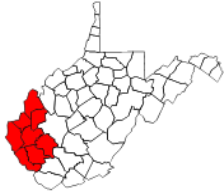
REGION III LOCAL PROGRAM

Counties Served: Clay, Jackson, Kanawha, and Roane
Local Regional Administrative Unit (RAU) Grantee: River Valley Child Development
Local Regional Administrative Unit (RAU) Coordinator: Sharon Bright
Address: 1 Players Club Drive, Suite 160, Charleston, WV 25311
Phone: (304) 414-4460
Fax: (304) 414-4461

Indicator Abbreviation	Annual Performance Indicator	State Target	State Performance	Region Performance
Indicator 1*	Timely receipt of IFSP services	100%	91.79%	92.86%
Indicator 2	Services in natural environments	99.9%	100%	100%
Indicator 3	Percent of infants and toddlers with IFSPs who demonstrate improved: (A) Positive social-emotional skills, (B) Acquisition and use of knowledge and skills and (C) Use of appropriate behaviors to meet their needs.			
Indicator 3A 1	Social Emotional: Substantially increased rate of growth	64.15%	67.88%	63.72%
Indicator 3A 2	Social Emotional: Exited within age expectations	62.79%	65.98%	72.75%
Indicator 3B 1	Knowledge and Skills: Substantially increased rate of growth	74.11%	78.39%	79.65%
Indicator 3B 2	Knowledge and Skills: Exited within age expectations	52.83%	56.82%	61.15%
Indicator 3C 1	Behaviors to meet needs: Substantially increased rate of growth	77.00%	79.73%	78.50%
Indicator 3C 2	Behavior to meets needs: Exited within age expectations	64.72%	65.15%	73.09%
Indicator 4	Percent of families participating in Part C who report that early intervention services have helped the family: (A) Know their rights, (B) Effectively communicate their children's needs and (C) Help their children develop and learn			
Indicator 4A	Helped families know their rights	85.00%	94.02%	95.83%
Indicator 4B	Helped families communicate their child's needs	85.19%	96.35%	97.92%
Indicator 4C	Helped families help their child develop and learn	84.81%	95.03%	95.83%
Response Rate	Percent of families who responded to the family survey	n/a	14.35%	16.84%
Indicator 5 & 6	Child count as percent the population: birth to one with IFSPs (Indicator 5) and birth to three with IFSPs (Indicator 6)			
Indicator 5	Child count of infants under the age of one	2.58%	3.90%	4.28%
Indicator 6	Child count of infants/toddlers under the age of three	5.04%	8.51%	8.99%
Indicator 7*	45 Day Timeline (Referral to IFSP)	100%	97.38%	100%
Indicator 8*	Percentage of toddlers exiting Part C with timely: (A) Transition steps and services, (B) Transition Notification and (C) Transition Conference			
Indicator 8A	Transition steps and services (transition plan)	100%	100%	100%
Indicator 8B	Transition notification	100%	99.30%	90.48%
Indicator 8C	Transition conference	100%	100%	100%

West Virginia Birth to Three – Regional Program Annual Performance Data

FY 2024 (July 1, 2024 – June 30, 2025)



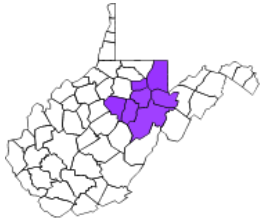
REGION IV LOCAL PROGRAM

Counties Served: Boone, Cabell, Lincoln, Logan, Mason, Mingo, Putnam, and Wayne
Local Regional Administrative Unit (RAU) Grantee: River Valley Child Development
Local Regional Administrative Unit (RAU) Coordinator: Candice Mullins
Address: 2021 5th Avenue, W Huntington, WV 25704
Phone: (304) 523-5444
Fax: (304) 523-5556

Indicator Abbreviation	Annual Performance Indicator	State Target	State Performance	Region Performance
Indicator 1*	Timely receipt of IFSP services	100%	91.79%	88.73%
Indicator 2	Services in natural environments	99.9%	100%	100%
Indicator 3	Percent of infants and toddlers with IFSPs who demonstrate improved: (A) Positive social-emotional skills, (B) Acquisition and use of knowledge and skills and (C) Use of appropriate behaviors to meet their needs.			
Indicator 3A 1	Social Emotional: Substantially increased rate of growth	64.15%	67.88%	66.67%
Indicator 3A 2	Social Emotional: Exited within age expectations	62.79%	65.98%	71.97%
Indicator 3B 1	Knowledge and Skills: Substantially increased rate of growth	74.11%	78.39%	82.15%
Indicator 3B 2	Knowledge and Skills: Exited within age expectations	52.83%	56.82%	60.51%
Indicator 3C 1	Behaviors to meet needs: Substantially increased rate of growth	77.00%	79.73%	81.93%
Indicator 3C 2	Behaviors to meet needs: Exited within age expectations	64.72%	65.15%	72.60%
Indicator 4	Percent of families participating in Part C who report that early intervention services have helped the family: (A) Know their rights, (B) Effectively communicate their children's needs and (C) Help their children develop and learn			
Indicator 4A	Helped families know their rights	85.00%	94.02%	90.00%
Indicator 4B	Helped families communicate their child's needs	85.19%	96.35%	95.00%
Indicator 4C	Helped families help their child develop and learn	84.81%	95.03%	93.33%
Response Rate	Percent of families who responded to the family survey	n/a	14.35%	13.45%
Indicator 5 & 6	Child count as percent the population: birth to one with IFSPs (Indicator 5) and birth to three with IFSPs (Indicator 6)			
Indicator 5	Child count of infants under the age of one	2.58%	3.90%	2.46%
Indicator 6	Child count of infants/toddlers under the age of three	5.04%	8.51%	8.52%
Indicator 7*	45 Day Timeline (Referral to IFSP)	100%	97.38%	95.24%
Indicator 8*	Percentage of toddlers exiting Part C with timely: (A) Transition steps and services, (B) Transition Notification and (C) Transition Conference			
Indicator 8A	Transition steps and services (transition plan)	100%	100%	100%
Indicator 8B	Transition notification	100%	99.30%	64.00%
Indicator 8C	Transition conference	100%	100%	100%

West Virginia Birth to Three – Regional Program Annual Performance Data

FY 2024 (July 1, 2024 – June 30, 2025)



REGION V LOCAL PROGRAM

Counties Served: Barbour, Lewis, Preston, Randolph, Taylor, Tucker, and Upshur
Local Regional Administrative Unit (RAU) Grantee: Mountain Heart Community Services
Local Regional Administrative Unit (RAU) Coordinator: Rachel Hamner
Address: 1200 Harrison Avenue, Suite 220, Elkins, WV 26241
Phone: (304) 637-2844
Fax: (304) 637-2845

Indicator Abbreviation	Annual Performance Indicator	State Target	State Performance	Region Performance
Indicator 1*	Timely receipt of IFSP services	100%	91.79%	100%
Indicator 2	Services in natural environments	99.9%	100%	100%
Indicator 3	Percent of infants and toddlers with IFSPs who demonstrate improved: (A) Positive social-emotional skills, (B) Acquisition and use of knowledge and skills and (C) Use of appropriate behaviors to meet their needs.			
Indicator 3A 1	Social Emotional: Substantially increased rate of growth	64.15%	67.88%	64.46%
Indicator 3A 2	Social Emotional: Exited within age expectations	62.79%	65.98%	74.44%
Indicator 3B 1	Knowledge and Skills: Substantially increased rate of growth	74.11%	78.39%	72.02%
Indicator 3B 2	Knowledge and Skills: Exited within age expectations	52.83%	56.82%	59.19%
Indicator 3C 1	Behaviors to meet needs: Substantially increased rate of growth	77.00%	79.73%	79.77%
Indicator 3C 2	Behaviors to meet needs: Exited within age expectations	64.72%	65.15%	72.52%
Indicator 4	Percent of families participating in Part C who report that early intervention services have helped the family: (A) Know their rights, (B) Effectively communicate their children's needs and (C) Help their children develop and learn			
Indicator 4A	Helped families know their rights	85.00%	94.02%	100%
Indicator 4B	Helped families communicate their child's needs	85.19%	96.35%	100%
Indicator 4C	Helped families help their child develop and learn	84.81%	95.03%	100%
Response Rate	Percent of families who responded to the family survey	n/a	14.35%	13.04%
Indicator 5 & 6	Child count as percent the population: birth to one with IFSPs (Indicator 5) and birth to three with IFSPs (Indicator 6)			
Indicator 5	Child count of infants under the age of one	2.58%	3.90%	4.77%
Indicator 6	Child count of infants/toddlers under the age of three	5.04%	8.51%	7.66%
Indicator 7*	45 Day Timeline (Referral to IFSP)	100%	97.38%	100%
Indicator 8*	Percentage of toddlers exiting Part C with timely: (A) Transition steps and services, (B) Transition Notification and (C) Transition Conference			
Indicator 8A	Transition steps and services (transition plan)	100%	100%	100%
Indicator 8B	Transition notification	100%	99.30%	100%
Indicator 8C	Transition conference	100%	100%	100%

West Virginia Birth to Three – Regional Program Annual Performance Data

FY 2024 (July 1, 2024 – June 30, 2025)



REGION VI LOCAL PROGRAM

Counties Served: Braxton, Greenbrier, Monroe, Nicholas, Pocahontas, Summers, and Webster
Local Regional Administrative Unit (RAU) Grantee: Mountain Heart Community Services
Local Regional Administrative Unit (RAU) Coordinator: Rachel Hamner
Address: 248 Red Oak Shopping Center, Ronceverte, WV 24970
Phone: (304) 647-3810
Fax: (304) 647-5521

Indicator Abbreviation	Annual Performance Indicator	State Target	State Performance	Region Performance
Indicator 1*	Timely receipt of IFSP services	100%	91.79%	100%
Indicator 2	Services in natural environments	99.9%	100%	100%
Indicator 3	Percent of infants and toddlers with IFSPs who demonstrate improved: (A) Positive social-emotional skills, (B) Acquisition and use of knowledge and skills and (C) Use of appropriate behaviors to meet their needs.			
Indicator 3A 1	Social Emotional: Substantially increased rate of growth	64.15%	67.88%	62.79%
Indicator 3A 2	Social Emotional: Exited within age expectations	62.79%	65.98%	60.94%
Indicator 3B 1	Knowledge and Skills: Substantially increased rate of growth	74.11%	78.39%	73.83%
Indicator 3B 2	Knowledge and Skills: Exited within age expectations	52.83%	56.82%	49.61%
Indicator 3C 1	Behaviors to meet needs: Substantially increased rate of growth	77.00%	79.73%	82.50%
Indicator 3C 2	Behaviors to meet needs: Exited within age expectations	64.72%	65.15%	52.71%
Indicator 4	Percent of families participating in Part C who report that early intervention services have helped the family: (A) Know their rights, (B) Effectively communicate their children's needs and (C) Help their children develop and learn			
Indicator 4A	Helped families know their rights	85.00%	94.02%	87.50%
Indicator 4B	Helped families communicate their child's needs	85.19%	96.35%	77.78%
Indicator 4C	Helped families help their child develop and learn	84.81%	95.03%	77.78%
Response Rate	Percent of families who responded to the family survey	n/a	14.35%	10.84%
Indicator 5 & 6	Child count as percent the population: birth to one with IFSPs (Indicator 5) and birth to three with IFSPs (Indicator 6)			
Indicator 5	Child count of infants under the age of one	2.58%	3.90%	3.39%
Indicator 6	Child count of infants/toddlers under the age of three	5.04%	8.51%	6.69%
Indicator 7*	45 Day Timeline (Referral to IFSP)	100%	97.38%	90.91%
Indicator 8*	Percentage of toddlers exiting Part C with timely: (A) Transition steps and services, (B) Transition Notification and (C) Transition Conference			
Indicator 8A	Transition steps and services (transition plan)	100%	100%	100%
Indicator 8B	Transition notification	100%	99.30%	100%
Indicator 8C	Transition conference	100%	100%	100%

West Virginia Birth to Three – Regional Program Annual Performance Data

FY 2024 (July 1, 2024 – June 30, 2025)



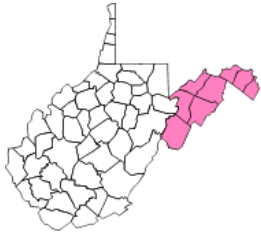
REGION VII LOCAL PROGRAM

Counties Serviced: Fayette, McDowell, Mercer, Raleigh, and Wyoming
Local Regional Administrative Unit (RAU) Grantee: Mountain Heart Community Services
Local Regional Administrative Unit (RAU) Coordinator: Melissa Saddler
Address: 1411 North Walker Street, Princeton, WV 24740
Phone: (304) 425-2926
Fax: (304) 425-7367

Indicator Abbreviation	Annual Performance Indicator	State Target	State Performance	Region Performance
Indicator 1*	Timely receipt of IFSP services	100%	91.79%	78.72%
Indicator 2	Services in natural environments	99.9%	100%	100%
Indicator 3	Percent of infants and toddlers with IFSPs who demonstrate improved: (A) Positive social-emotional skills, (B) Acquisition and use of knowledge and skills and (C) Use of appropriate behaviors to meet their needs.			
Indicator 3A 1	Social Emotional: Substantially increased rate of growth	64.15%	67.88%	74.28%
Indicator 3A 2	Social Emotional: Exited within age expectations	62.79%	65.98%	43.93%
Indicator 3B 1	Knowledge and Skills: Substantially increased rate of growth	74.11%	78.39%	83.13%
Indicator 3B 2	Knowledge and Skills: Exited within age expectations	52.83%	56.82%	43.64%
Indicator 3C 1	Behaviors to meet needs: Substantially increased rate of growth	77.00%	79.73%	86.59%
Indicator 3C 2	Behaviors to meet needs: Exited within age expectations	64.72%	65.15%	46.55%
Indicator 4	Percent of families participating in Part C who report that early intervention services have helped the family: (A) Know their rights, (B) Effectively communicate their children's needs and (C) Help their children develop and learn			
Indicator 4A	Helped families know their rights	85.00%	94.02%	93.75%
Indicator 4B	Helped families communicate their child's needs	85.19%	96.35%	96.88%
Indicator 4C	Helped families help their child develop and learn	84.81%	95.03%	96.88%
Response Rate	Percent of families who responded to the family survey	n/a	14.35%	12.65%
Indicator 5 & 6	Child count as percent the population: birth to one with IFSPs (Indicator 5) and birth to three with IFSPs (Indicator 6)			
Indicator 5	Child count of infants under the age of one	2.58%	3.90%	4.70%
Indicator 6	Child count of infants/toddlers under the age of three	5.04%	8.51%	10.69%
Indicator 7*	45 Day Timeline (Referral to IFSP)	100%	97.38%	91.30%
Indicator 8*	Percentage of toddlers exiting Part C with timely: (A) Transition steps and services, (B) Transition Notification and (C) Transition Conference			
Indicator 8A	Transition steps and services (transition plan)	100%	100%	100%
Indicator 8B	Transition notification	100%	99.30%	100%
Indicator 8C	Transition conference	100%	100%	100%

West Virginia Birth to Three – Regional Program Annual Performance Data

FY 2024 (July 1, 2024 – June 30, 2025)



REGION VIII LOCAL PROGRAM

Counties Serviced: Berkeley, Grant, Hampshire, Hardy, Jefferson, Mineral, Morgan, and Pendleton
Local Regional Administrative Unit (RAU) Grantee: Eastern Panhandle Instructional Cooperative (EPIC)
Local Regional Administrative Unit (RAU) Coordinator: Lori Lawson
Address: 109 S. College Street, Martinsburg, WV 25401
Phone: (304) 267-3595
Fax: (304) 267-3599

Indicator Abbreviation	Annual Performance Indicator	State Target	State Performance	Region Performance
Indicator 1*	Timely receipt of IFSP services	100%	91.79%	96.43%
Indicator 2	Services in natural environments	99.9%	100%	100%
Indicator 3	Percent of infants and toddlers with IFSPs who demonstrate improved: (A) Positive social-emotional skills, (B) Acquisition and use of knowledge and skills and (C) Use of appropriate behaviors to meet their needs.			
Indicator 3A 1	Social Emotional: Substantially increased rate of growth	64.15%	67.88%	50.58%
Indicator 3A 2	Social Emotional: Exited within age expectations	62.79%	65.98%	63.01%
Indicator 3B 1	Knowledge and Skills: Substantially increased rate of growth	74.11%	78.39%	64.15%
Indicator 3B 2	Knowledge and Skills: Exited within age expectations	52.83%	56.82%	50.46%
Indicator 3C 1	Behaviors to meet needs: Substantially increased rate of growth	77.00%	79.73%	65.27%
Indicator 3C 2	Behaviors to meet needs: Exited within age expectations	64.72%	65.15%	61.64%
Indicator 4	Percent of families participating in Part C who report that early intervention services have helped the family: (A) Know their rights, (B) Effectively communicate their children's needs and (C) Help their children develop and learn			
Indicator 4A	Helped families know their rights	85.00%	94.02%	97.73%
Indicator 4B	Helped families communicate their child's needs	85.19%	96.35%	93.02%
Indicator 4C	Helped families help their child develop and learn	84.81%	95.03%	93.18%
Response Rate	Percent of families who responded to the family survey	n/a	14.35%	14.01%
Indicator 5 & 6	Child count as percent the population: birth to one with IFSPs (Indicator 5) and birth to three with IFSPs (Indicator 6)			
Indicator 5	Child count of infants under the age of one	2.58%	3.90%	2.44%
Indicator 6	Child count of infants/toddlers under the age of three	5.04%	8.51%	5.74%
Indicator 7*	45 Day Timeline (Referral to IFSP)	100%	97.38%	100%
Indicator 8*	Percentage of toddlers exiting Part C with timely: (A) Transition steps and services, (B) Transition Notification and (C) Transition Conference			
Indicator 8A	Transition steps and services (transition plan)	100%	100%	100%
Indicator 8B	Transition notification	100%	99.30%	96.30%
Indicator 8C	Transition conference	100%	100%	100%