



**WV Birth to Three RAU IV
Spring 2018**

In this issue:

**Introduction -
Pg1**

Events - Pg 2

**About WV Birth
to Three- Pg 3**

**Fun Activities -
Pg 4**

**Spring Reading -
Pg 5**

**Yummy Treats -
Pg 6**

**Milestone Info -
Pg 7**

SPRING

DIY Spring Sensory Bottle



Things you'll need:

Empty Water Bottle (Voss bottles work well)

Uncooked Rice

Spring Themed Buttons

Super Glue

Directions:

Wash your water bottle

- Remove the labels. (Goo Gone is awesome for getting rid of labels!)
- Fill a small amount with rice. Add some of the spring buttons. Repeat until you get close to the top.

- Be sure to leave some room in the bottle so the rice and beads can move above the bottle easily.
- Super glue top on. (Some people prefer to glue gun the bottle closed.)

That's it!

Have fun!



Local Events




16th ANNUAL
Ruth Sullivan
Rally for Autism®
Come Join the Fun!!

Rally Day Schedule:
 33k & 11k Bike Tours - 8:50am (Team & Individual Registrations Available)
 5k Run & Rally Walk - 9:00am
 April 29, 2017 - Ritter Park - Huntington, WV

Rise and Shine
Breakfast for Autism
 Saturday, April 8, 2017
 8:00AM - 10:30AM
 at the Tri-State Fire Academy
 4200 Ohio River Road (Rt.2)
 Huntington, WV 25702

Evening with Michael Tolleson, Savant Artist
 Thursday April 27th, 6pm

WSAZ First Look at Four will feature Michael Tolleson
 4pm ~ Tuesday, April 25th

Come see Michael paint LIVE at the Rally!
 ~ This painting will be raffled off... get your tickets now!

For more information about each of these events go to:
www.rallyforautism.org




Date: Saturday, April 28, 2018
Registration: 9:00AM | Start: 10:00 AM
Walk distance: 2 miles
1900 Kanawha Boulevard
Charleston, WV 25304


Join us in support of moms at every stage from preconception to post-delivery with research, programs and education—and it all comes together with a celebration at March for Babies.

WV Birth to Three RAU III & IV will be attending.

Cabell County Community
BABY SHOWER
 SPONSORED BY
 **ST. MARY'S MATERNITY SERVICES**

SAVE THE DATE!
Wednesday, April 11th, 2018
11:00 am - 1:00 pm
St. Mary's Conference Center

Like our Facebook page to see more events in your area! We also post fun activities, developmental information and more on our page! If you don't have a Facebook but would like to stay connected with RVCDS/WV Birth to Three, please email our Parent Partner Krista at khanna@rvcds.org to join our mailing list!! Find us on Facebook at—
<https://www.facebook.com/rvcdswvbt/>



Like us on
Facebook

Mark Your Calendar!



“Free Admission”
One4All Disability Expo 2018
Saturday, March 24, 2018
10am-2pm

Huntington High School Gymnasium
#1 Highlander Way, Huntington, WV
Accessible Facility and Parking


Growing to include resources for everyone.
 Committed to meeting the needs of families in our community.

www.one4alldisabilities.org

What is West Virginia Birth to Three?

WV Birth to Three is a statewide system of resources and supports for children under age three who have a delay in their development, or may be at risk of having a delay, and their family.

The Department of Health and Human Resources, through the Bureau for Public Health and the Office of Maternal, Child and Family Health, WV Birth to Three, as the lead agency for Part C of the Individuals with Disabilities Education Act (IDEA), assures that family centered, community based services are available to all eligible children and families.



To refer a child to the WV Birth to Three system in state, complete the WVBTT Referral Form and forward to the office that services the child's location or you may call 1-866-982-8855

"It is important to remember that each child develops differently and in his or her own way."




Who is Eligible?

An infant or toddler under the age of three can either have a delay in one or more areas of their development, or be at risk of possibly having delays in the future. A child may have delays in one or more of the following areas:

- **Cognitive - thinking and learning**
- **Physical - moving, seeing and hearing**
- **Social/Emotional - feeling, coping, getting along with others**
- **Adaptive - doing things for him/herself**
- **Communication - understanding and communicating with others**

A child may have risk factors such as: A condition which is typically associated with a developmental delay such as Down Syndrome; or a combination of biological and other risk factors. Some of these factors may include family stressors.

Fun Activities for Spring!



Shape Sorting Caterpillar

You will need:

(Construction paper in green, red, blue, yellow, orange, purple – black and white for eyes/antennae, Foam shapes, Painter's tape to keep it still on the table/floor)

Use a large bowl or something similar to trace a circle on each sheet of colored construction paper – green, red, blue, yellow, orange and purple. Cut them out.

Cut two eyes from the sheet of white paper and two black pupils to go on the eyes.

Cut the antennae from the black paper.

Glue the eyes and antennae on one of the colored circles.

Tape the head and all of the rest of the circles to the surface you will be working on with painter's tape. Let the kids sort the foam shapes according to colors on the caterpillar (as shown in the picture).

Enjoy having fun with your kiddos!



Painting with clothes pins & pom-poms!

(You will need pom poms, clothespins, paint, a black marker, and a piece of paper.)

Grab each pompom with a clothespin and dip them in paint.

Have the kids press them on the paper making patterns with the colors.



Rainy Days call for Spring Reading!



Celebrate the season of spring with raindrops, robins, bluebells, and butterflies!
In Charles Ghigna's *I See Spring*, colorful illustrations are matched with rhyming, easy-to-read text that explores rain falling, flowers blooming, and other springtime wonders.



Sniff. Sniff. Sniff. Spring is in the air. Mole can smell it. But Bear is still asleep after his long winter nap. How will Mole wake up Bear so they can celebrate together? When a knock, knock, knock and toot, toot, toot can't get Bear out of bed, Mole cooks up a special treat.
Spring fever is catching in this vibrant story of friendship.



A sweet picture book that celebrates springtime!
The snow is melting, flowers are blooming, and a light rain is falling. Spring is finally here! Enjoy all the wondrous signs of the season with Maryann Cocca-Leffler's exuberant celebration of spring!

Reading and sharing stories can:

Help your child become familiar with sounds, words, language and the value of books. Spark your child's imagination, stimulate curiosity, and help his brain development as well as help your child develop early literacy skills like the ability to listen to and understand words.



Yummy, Yummy Treats!



NO BAKE BUTTERSCOTCH & PEANUT BUTTER BIRD'S NEST COOKIES

(INGREDIENTS):

3/4 cup butterscotch chips

1/2 cup smooth peanut butter

2 cups chow mein noodles

1/4 cup chocolate eggs (Cadbury mini eggs recommended)

INSTRUCTIONS

- Melt the butterscotch chips with the peanut butter in a wide saucepan over low heat. Stir continuously until melted.
- Pour the mixture into a large bowl of the chow mein noodles and stir to combine.
- Fill up each compartment of your muffin tray with a

spoonful of this mixture.

- Let cool for 10 minutes and remove from the tray. Be careful when you are removing the nests, as to not break them.
- Add in some chocolate Easter eggs (Cadbury mini eggs).



Lucky Charm Marshmallow Rice Krispies

(Ingredients):

- 4 tablespoons butter
- 1 10.5 oz plus 2 cups mini marshmallows

- 5 cups Lucky Charms
- optional Rainbow Sprinkles

Instructions:

Butter a 9x13 pan

Take large non-stick saucepan and melt butter on low heat.

Add 1 package of marshmallows and stir keeping on low heat until they are melted into the butter. Then add in the last 2 cups and let them melt partially.

Add in the Lucky Charms cereal and stir until the cereal is fully coated.

Pour mixture into prepared pan and spread out around evenly with large spatula sprayed with non-stick spray or you can use butter.

Press mixture down into pan evenly. (Don't over press, they become too compacted and hard).

Optional: Add sprinkles immediately and press into treats.

Let treats sit for 2 hours or so and cut into squares into preferred sizes.



Want to learn more about River Valley Child Development Services and how we can help your family? Visit us online at www.RVCDS.org



Are you interested in tracking your child's development?

Milestones matter! Track your child's milestones from age 2 months to 5 years with CDC's easy-to-use illustrated checklists; get tips from CDC for encouraging your child's development; and find out what to do if you are ever concerned about how your child is developing.

From birth to age 5, your child should reach milestones in how he or she plays, learns, speaks, acts, and moves. Photos and videos in this app illustrate each milestone and make tracking them for your child easy and fun!

CDC's FREE Milestone Tracker App

- Track Milestones
- Share a Summary
- Get Tips & Activities

ANDROID APP ON Google play

Download on the App Store