

WV BIRTH TO THREE

RAU III

IMPROVING LITERACY

In recent studies we have discovered WV has lower literacy scores than other states. So let's get a jump start to set our kids on the right path.

Here are some ways to help your kiddo to read faster.

1. Alphabet Knowledge-knowing their ABCs, not just in order.
2. Being able to mimic the sounds the letters make.
3. The ability to write letters or the ability for the child to write his/her name.
4. Print knowledge- knowing letters and decoding (environment print)
5. Oral language Vocabulary (being exposed to books or being read to.

A great free resource to sign your child up for is Dolly Parton's Imagination Library. This is a program that gifts free books to children birth to 5. My son is signed up for this program and we enjoy receiving our books in the mail each month.

www.imaginationlibrary.com



HOW TO RAISE A READER

Start them Early. Even newborns benefit from the experience of hearing stories. Children who are read to learn that reading is fun and can involve all the senses: the feel of the pages, the smell of the glue(don't go crazy), the visual of the illustrations, the sound of the parent/guardians voice. When your read with toddlers, they take it all in: vocabulary and language structure, numbers and math concept, colors, shapes, animals and how the world works. The more you read to your child the more they connect.

HOLIDAY CELEBRATIONS WITH COVID-19 IN MIND

The holidays will soon be here and you are probably wondering how to plan for those important and exciting family times while keeping one another safe. Please follow the recommendations from your local and/or state. A few points to consider as you are preparing:

Before you celebrate:

1. Keep your guest list small and local.
2. If you decide to have any rules in place related to COVID-19 precautions during the celebration, share those with your guests prior to the celebration. This would include the wearing of masks, hand sanitizer, tissues, etc.
3. You might even want to ask your guests to avoid contact with people outside of their household for 14 days prior to the gathering.

DURING THE CELEBRATION:

1. Social distance and limit close contact. Maintain distance of 6-feet from people you don't live with.
2. Wear a mask. At all times when you are around people not in your household
3. Limit contact with commonly touched surfaces or shared items. Clean and disinfect commonly touched surfaces between each use
4. WASH YOUR HANDS!!!



After the Celebration

1. Stay home as much as possible for at least 14 days
2. Avoid being around people at increased risk for severe illness
3. Consider being tested for COVID-19.

For additional information and ideas for specific holiday celebrations, please visit <https://www.cdc.gov/coronavirus/2019-ncov/daily-life-coping/holidays.html>.





Activity

A Turkey to Color, Cut & Paste

Directions:

1. Color the parts of the turkey below.
2. Cut out the parts on the dark lines.
3. Glue the parts together to make a turkey! →





Gobble Gobble


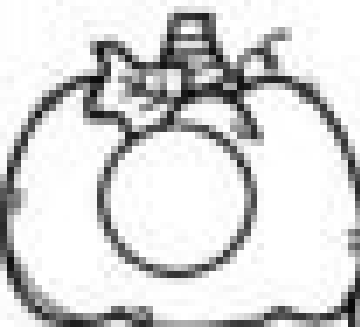
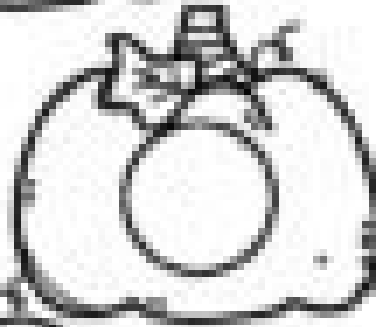
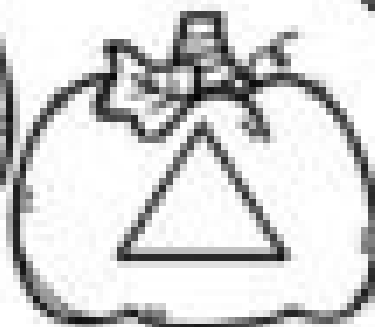

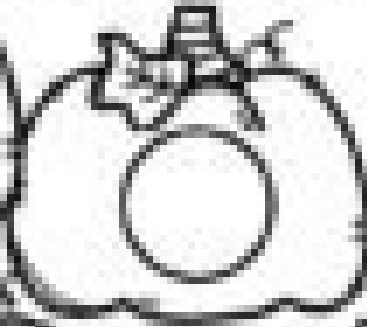

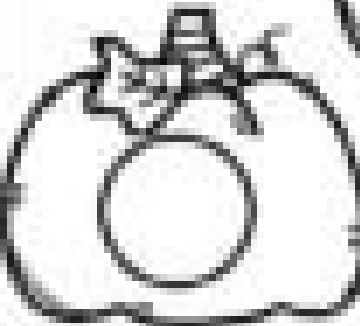


THANKSGIVING
Printable Placemats

I AM
THANKFUL FOR...



Name: _____


Color the pumpkins by shape using the key below:



Name _____

Cut and paste the parts. Color.

Label The Turkey



feet

tail
feathers

beak

wattle

wing